

### Goals of the Fund

The Fund is created having in mind the clients who wish to harvest an attractive return by using the global growth of world economy, especially in the most developed economies of the world, such as the USA, Germany and Switzerland. Our goal is to achieve a similar or better result than a benchmark made of 70% Stoxx Euro 50 and 30% DOWJ indexes. The return will be effectuated through investing the Fund's assets into shares of large companies that create global demand and are the main driving forces of economic development. Through investing in the Fund, the clients will be able to achieve diversification of their capital and accomplish their personal financial goals, while having high liquidity of the investment. \*

\* Detailed information can be found in the Prospectus.

### Information about the Fund

Name of the Fund	WVP Premium
Inception Date	25.09.2019
Currency of the shares	BAM
Net value	<b>4.769.470,52</b>
Unit Price	<b>11,9866</b>
Total Number of Units	<b>397.899,8643</b>
Fund Type	Accumulation
Custody Bank	RAIFFEISEN BANK DD BIH
Depository	Centralni registar hartija od vrijednosti a.d. Banja Luka
Benchmark	WVP Benchmark
Standard deviation (daily returns used since inception)	19,34%
Risk class	6

### Fees

Fees paid by investor:

up to 29,999 BAM	5,0%
30,000 - 49,999 BAM	4,5%
50,000-149,999 BAM	4,0%
150,000 - 249,999 BAM	3,5%
250,000 - 399,000 BAM	3,0%
400,000 - 549,000 BAM	2,5%
550,000 - 699,999 BAM	2,0%
700,000 - 999,999 BAM	1,5%
over 1,000,000 BAM	1,0%

### Exit fee

not chargeable (0%)

Fees paid by the Fund:

Management fee	2% annually
Custody bank fee	0.14% annually

### Performance

	WVP Premium	WVP Benchmark **
1M	-2,43%	-2,35%
3M	-1,98%	0,01%
6M	2,95%	5,39%
YTD	16,87%	17,51%
1 Year	18,43%	18,98%
3 Years	N/A	
5 Years	N/A	

Total Return since inception 19,87%

\*\*WVP Benchmark Calculation : 30 % DOWJ / 70 % Stoxx Europe 50

Source of data: The Wall Street Journal  
<http://quotes.wsj.com/index/DJIA/>  
<http://quotes.wsj.com/index/XX/SXSP/>

### Exposure by Type of Instrument (% of Total Assets)



The fund is not listed on the stock exchange and can not be traded. Official information, purchase and sale of units are done direct through WVP Fund Management AD Banja Luka.

For purchase of units of WVP Premium please follow these payment instructions:

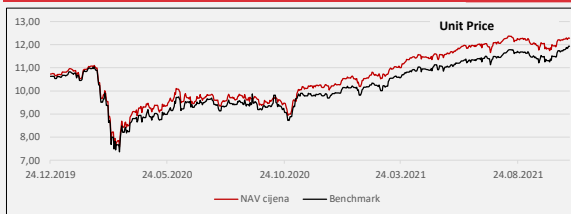
IBAN **BA395672410000852784**  
 SWIFT **SABRBA28**  
 INTERMEDIATE BANK **DEUTDEFF**  
 Reference No. **936 5503 00**

The Portfolio Structure Report of the Fund is issued on a quarterly basis and is published on the web-site of the Company. The returns published in the report have been actually accomplished in the past and should be taken as an indicator, i.e. are not a guarantee for future returns. Detailed information on the Funds can be obtained from the Prospectus and the Statute of the Fund, published on the web-site [www.wvpfondovi.ba](http://www.wvpfondovi.ba), by phone at +387 51 267 267 or at any of the following email addresses: [contact@wvpfondovi.ba](mailto:contact@wvpfondovi.ba).

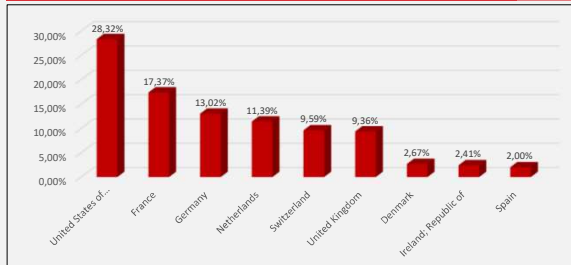
### Top 10 Holdings (% of Total Assets)

ASML HOLDING	4,32%
Nestlé AG	3,60%
LVMH MOET HENNESSY LOUIS VUI	3,29%
ROCHE HOLDING AG-GENUSSCHEIN	3,00%
NOVO NORDISK A/S-B	2,65%
UNILEVER PLC	2,41%
Goldman Sachs Group Inc/The	2,24%
Linde plc	2,21%
MICROSOFT CORP	2,16%
UNITEDHEALTH GROUP INC	2,13%
	<b>28,01%</b>

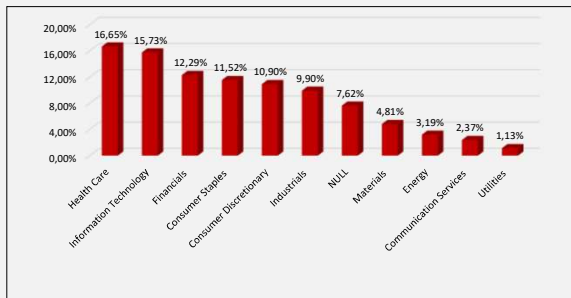
### Unit price



### Geographic Exposure of Financial Instruments (% of NAV)



### Sectoral Exposure of Financial Instrument (% of NAV)



### Currency Exposure of Financial Instruments (% of NAV)

